

FZA 120-12



Physical Specification

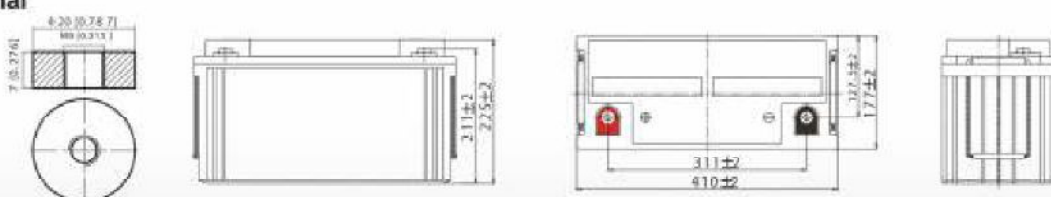
Part Number:	FZA 120-12
Length:	410 ± 2 mm (16.14 inches)
Width:	177 ± 2 mm (6.97 inches)
Container Height:	225 ± 2 mm (8.86 inches)
Total Height (with terminal):	225 ± 2 mm (8.86 inches)
Approx Weight:	Approx 35.0 kg (77.2lbs)

Specifications

	Nominal Voltage	12V
	Nominal Capacity (10HR)	120AH
Terminal Type	Standard Terminal	F11
	Optional Terminal	-
Container Material	Standard Option	ABS
	Flame Retardant Option (FR)	ABS (UL94:VO)
Rated Capacity	124.8 AH/6.24A	(20hr, 1.80V/cell, 25°C / 77°F)
	120.0 AH/12.0A	(10hr, 1.80V/cell, 25°C / 77°F)
	104.5 AH/20.9A	(5hr, 1.75V/cell, 25°C / 77°F)
	92.1 AH/30.7A	(3hr, 1.75V/cell, 25°C / 77°F)
Max Discharge Current	1300A (5s)	
Internal Resistance	Approx 4.0mΩ	
Discharge Characteristics	Operating Temp. Range	Discharge: -15 ~ 50°C (5 ~ 122°F)
		Charge: 0 ~ 40°C (5 ~ 104°F)
		Storage: -15 ~ 40°C (5 ~ 104°F)
	Nominal Operating Temp. Range	25 ± 3°C (77 ± 5°F)
	Cycle Use	Initial Charging Current less than 36.0A. Voltage 14.4V ~ 15.0V at 25°C (77°F) Temp. Coefficient -30mV/°C
	Standby Use	No limit on Initial Charging Current Voltage 13.5V ~ 13.8V at 25°C (77°F) Temp. Coefficient -20mV/°C
Capacity affected by Temperature	40°C (104°F)	103%
	25°C (77°F)	100%
	0°C (32°F)	86%
Design Floating Life at 20°C	10 Years	

Dimensions

F11 Terminal



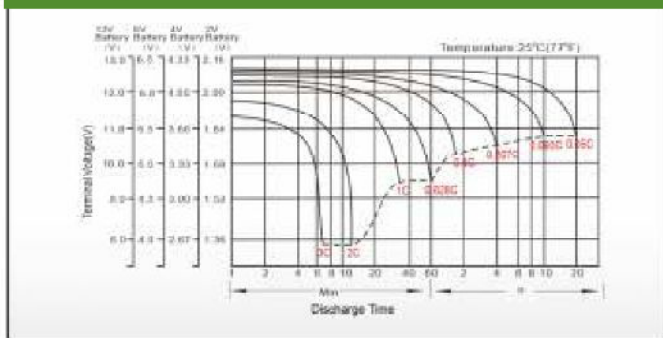
Constant Current Discharge (Amperes) at 25°C (77°F)

F.V/Time	5min	10min	15min	20min	30min	45min	1h	2h	3h	4h	5h	6h	8h	10h	20h
1.85V/cell	250.6	193.7	163.7	140.4	104.2	75.8	60.1	36.5	28.0	23.0	19.5	17.0	13.7	11.5	6.15
1.80V/cell	295.2	216.0	181.0	151.9	111.1	81.0	64.4	39.3	30.0	24.3	20.5	17.8	14.3	12.0	6.24
1.75V/cell	334.1	236.9	194.4	161.6	117.6	85.3	68.0	40.8	30.7	24.8	20.9	18.1	14.5	12.1	6.35
1.70V/cell	381.6	257.8	209.3	172.1	123.6	89.6	71.5	42.4	31.7	25.4	21.3	18.4	14.7	12.2	6.41
1.65V/cell	427.7	278.6	222.7	181.8	130.1	93.9	74.9	43.6	32.5	26.1	21.7	18.8	14.9	12.4	6.47
1.60V/cell	486.7	305.3	236.6	191.9	137.3	98.2	78.1	45.2	33.3	26.6	22.2	19.1	15.1	12.5	6.54

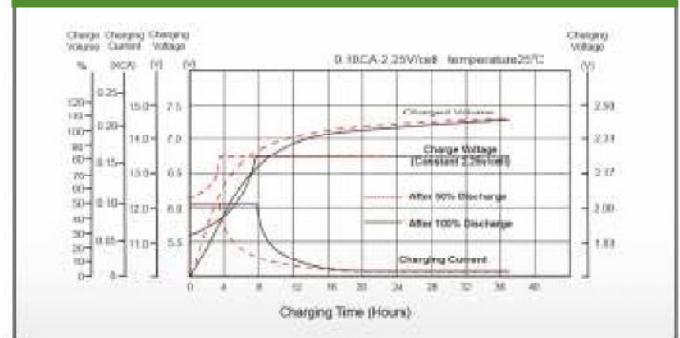
Constant Power Discharge (Watts) at 25°C (77°F)

F.V/Time	5min	10min	15min	20min	30min	45min	1h	2h	3h	4h	5h	6h	8h	10h	20h
1.85V/cell	458.1	357.8	305.4	264.7	198.5	145.8	116.0	71.0	54.7	45.1	38.3	33.4	27.0	22.8	12.2
1.80V/cell	534.0	394.3	333.1	282.2	208.6	154.4	123.6	75.9	58.2	47.3	39.9	34.9	28.1	23.7	12.3
1.75V/cell	591.5	425.5	353.5	297.3	218.9	161.1	129.9	78.4	59.2	48.1	40.7	35.4	28.4	23.9	12.5
1.70V/cell	656.8	452.5	375.2	314.2	228.8	168.6	136.2	81.3	61.1	49.2	41.4	35.9	28.8	24.1	12.7
1.65V/cell	725.7	484.7	396.3	329.4	238.8	175.2	141.5	83.1	62.4	50.2	42.1	36.5	29.2	24.4	12.8
1.60V/cell	806.8	518.9	414.1	343.9	250.3	182.2	146.9	85.8	63.6	51.2	42.7	37.0	29.5	24.6	12.9

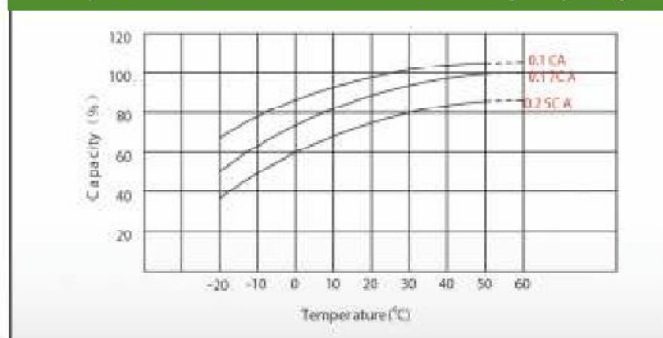
Discharge Characteristics



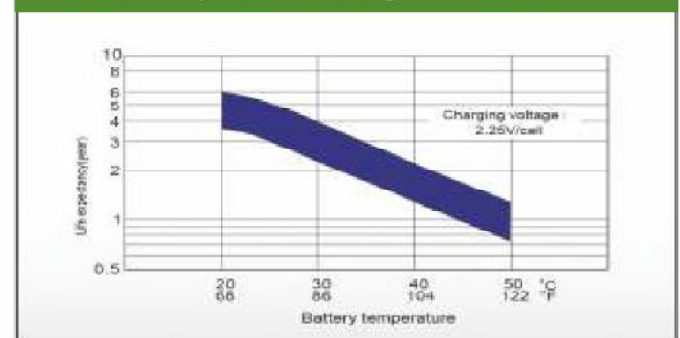
Float Charging Characteristics



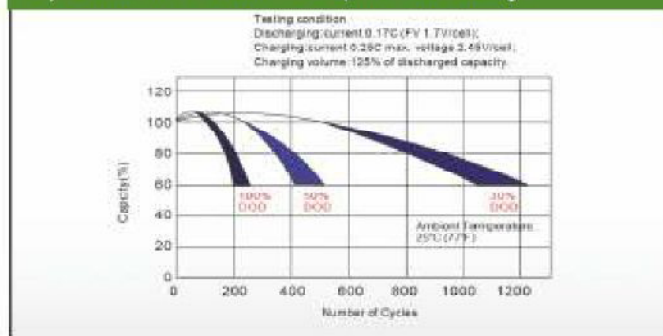
Temperature Effects in Relation to Battery Capacity



Effect of Temperature on Long Term Float Life



Cycle Life in Relation to Depth of Discharge



Self Discharge Characteristics

